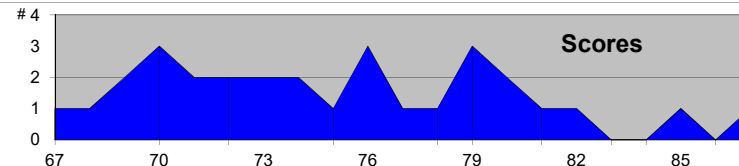
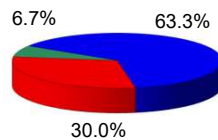


2018 BNGA Medal Play

Black Tees 7000 yards total holes played 540

% of rounds...



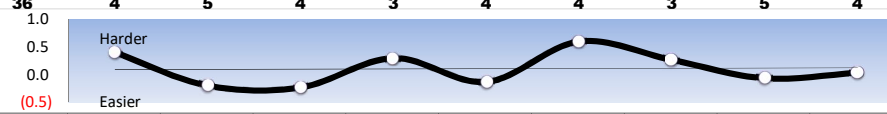
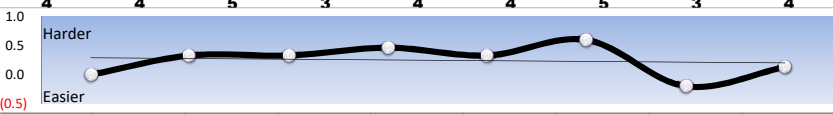
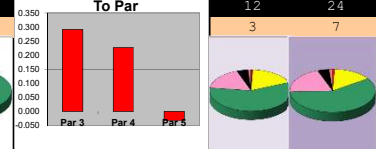
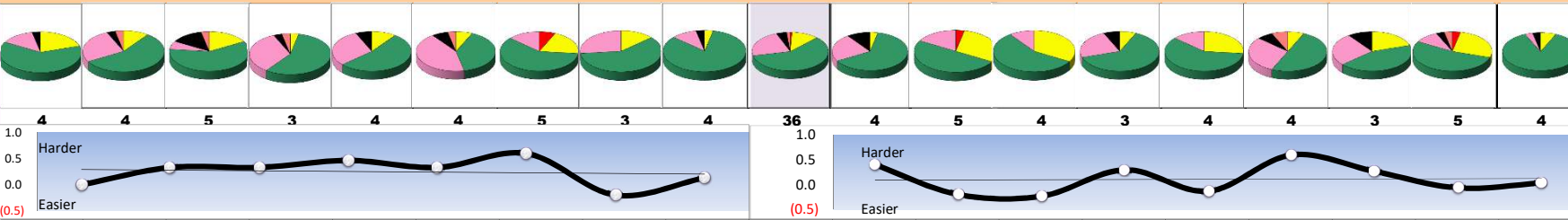
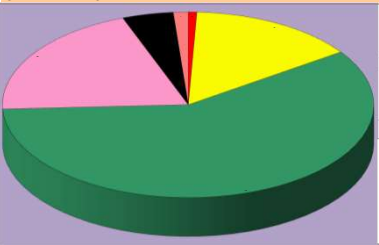
# of Scores Posted	30	holes playing...	#	Flight	#	Low Score	Avg Score
Avg. Score	75.100		5	Made Cut	18	67	71.889
Lowest Score	67		1	CUT	12	74	79.917
Most Freq. (lowest) Score	70		12		0		

Ironwood Golf Course, Normal Illinois

August 5, 2018

Field Best Ball 51 Field Worst Ball 112

Hole Rank	13	5	5	3	5	Hardest Hole	16	11	10	Harder 9	4	16	Easiest Hole	8	15	Hardest Hole	9	14	12	# of Skins*: 5	Easier 9	Not officials skins		
Hole by Hole Statistics	1	2	3	4	5	6	7	8	9	Front 9	10	11	12	13	14	15	16	17	18	Back 3	Back 6	Back 9	Total	
Average	4.000	4.333	5.333	3.467	4.333	4.600	4.800	3.133	4.133	38.133	4.400	4.800	3.767	3.300	3.867	4.600	3.267	4.933	4.033	12.233	24.000	36.967	75.100	
To Par	0.000	0.333	0.333	0.467	0.333	0.600	(0.200)	0.133	0.133	2.133	0.400	(0.200)	(0.233)	0.300	(0.133)	0.600	0.267	(0.067)	0.033	0.233	1.000	0.967	3.100	
Lowest	3	3	4	2	3	3	3	2	3	33	3	3	3	2	3	3	2	3	3	9	21	32	67	
Highest	6	7	10	6	6	7	6	4	6	44	6	6	5	5	8	5	5	8	6	16	30	43	87	
Most Freq	4	4	5	3	4	5	5	3	4	35	5	4	3	4	4	3	5	4	4	12	24	36	70	
Total	%	#																			Holes	To Par		
Eagles	0.7%	4																			Par 3	0.292	48	79
Birdies	14.6%	79																			Par 4	0.226	158	318
Pars	58.9%	318																			Par 5	(0.033)	47	108
Bogeys	20.0%	108																			To Par		12	24
D-Bogeys	4.4%	24																					3	7
Other	1.3%	7																						



POWERED BY
exceleratedstatistics@gmail.com

Rank	Flight	Name	1	2	3	4	5	6	7	8	9	Front 9	10	11	12	13	14	15	16	17	18	Back 3	Back 6	Back 9	Total
3	Made Cut	Cushing, Mike	3	4	5	3	3	3	5	3	4	33	4	5	3	4	3	3	3	7	4	14	24	36	69
1	Made Cut	Stauffer, Logan	3	5	4	2	5	5	4	3	4	35	3	4	3	3	3	4	3	5	4	12	22	32	67
3	Made Cut	Bardwell, Alan	4	4	4	3	4	4	5	2	4	34	4	4	3	3	4	4	4	5	4	13	24	35	69
5	Made Cut	Milling, Grant	3	4	5	3	4	5	5	2	4	35	4	3	4	5	4	4	3	4	4	11	24	35	70
2	Made Cut	Weaver, Tyler	4	4	4	3	5	4	3	3	4	34	4	5	4	3	4	5	2	3	4	9	21	34	68
8	Made Cut	Maskel, Matt	3	4	5	3	4	5	5	4	4	37	4	5	4	3	4	4	2	4	4	10	21	34	71
10	Made Cut	Wuethrich, Rob	4	4	5	3	3	4	5	3	4	35	4	4	4	3	4	5	3	6	4	13	25	37	72
10	Made Cut	Niepegan, Jeff	4	3	5	3	5	5	4	3	4	36	5	4	4	3	4	6	2	5	3	10	23	36	72
5	Made Cut	Freed, Dan	4	3	5	4	5	4	3	3	3	34	5	5	3	4	3	4	3	5	4	12	23	36	70
8	Made Cut	Mounce, Michael	4	4	5	3	4	4	4	3	4	35	4	4	4	3	4	5	3	5	4	12	24	36	71
5	Made Cut	Gilpin, Eric	4	4	5	4	4	5	4	3	4	37	4	4	3	3	3	4	3	5	4	12	22	33	70
12	Made Cut	Zimmerman, Brian	4	5	5	4	4	3	5	2	4	36	4	6	3	3	5	5	3	4	4	11	24	37	73
16	Made Cut	Henry, Mike	4	5	5	3	5	4	6	3	4	39	5	5	4	3	4	3	4	4	4	12	22	36	75
17	Made Cut	Kilborn, Ben	4	4	5	4	4	5	5	3	5	39	6	4	4	3	4	4	3	5	4	12	23	37	76
12	Made Cut	Wheeler, Josh	4	5	5	3	4	4	4	4	4	37	4	6	4	3	3	4	4	4	4	12	22	36	73
17	Made Cut	Baracani, Adam	4	4	5	3	4	5	5	4	4	38	4	5	4	3	5	5	4	4	4	12	25	38	76
14	Made Cut	Koth, Dallas	4	5	4	3	4	5	5	2	4	36	4	5	3	5	4	4	4	5	4	13	26	38	74
21	Made Cut	Rieger, Joe	6	3	7	4	6	4	5	3	4	42	4	4	4	4	4	5	2	5	4	11	24	36	78
14	CUT	Mounce, Jim	5	4	4	3	4	4	5	3	4	36	6	5	3	4	4	5	2	4	5	11	24	38	74
22	CUT	Wells, Jeff	4	4	5	3	4	7	5	4	5	41	4	6	4	3	3	4	2	8	4	14	24	38	79
22	CUT	Brucker, Bryan	5	4	6	3	5	6	4	3	5	41	4	5	3	4	4	5	4	5	4	13	26	38	79
17	CUT	Marquardt, David	4	5	7	3	4	4	5	3	4	39	5	6	3	2	4	4	4	5	4	13	23	37	76
20	CUT	Barger, TJ	5	4	6	5	3	4	5	4	4	40	4	5	4	3	3	4	5	5	4	14	24	37	77
25	CUT	Prosser, Scott	4	5	5	6	5	5	6	4	4	44	4	5	4	2	5	4	3	5	4	12	23	36	80
28	CUT	Hocker, Curt	4	5	5	4	5	5	5	4	6	43	6	5	4	3	4	4	3	6	4	13	24	39	82
22	CUT	Mounce, Branden	5	7	5	3	4	4	5	3	4	40	5	5	5	4	5	4	3	5	3	11	24	39	79
27	CUT	Reid, Turner	3	4	5	4	4	6	6	3	4	39	4	6	4	3	3	7	5	6	4	15	28	42	81
29	CUT	Wicks, Mason	4	4	7	4	6	5	5	4	4	43	4	4	4	4	4	6	5	5	6	16	30	42	85
25	CUT	Manning, Todd	4	4	7	4	5	5	6	3	4	42	5	5	5	3	4	5	3	4	4	11	23	38	80
30	CUT	Clark, Bryan	3	6	10	4	4	5	5	3	4	44	5	5	5	3	4	8	4	5	4	13	28	43	87